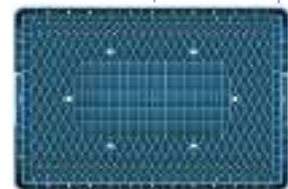





**Especificaciones de Contenedor Apilable: Stack Only Container Specifications:**

Stack Only container bottom options / opciones de fondo



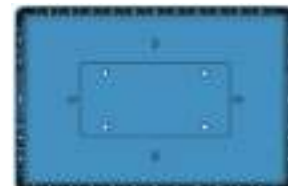
Ribbed (R) Acanalada (R)



Hybrid (H) Hibrida (H)



Flat (F) Plana (P)



Welded (W) Soldada (W)

Model	Outside Dimensions (inches) - Dimensiones Exterior (Cm)			Inside Dimensions (inches) - Dimensiones Interior (Cm)			Capacity (lbs)	Weight (lbs)	Volume (cubic feet)	Trailer Qty 53'
	L	Top W	H	L	Top W	H				
SO 6040-220 <b>R/H</b>	23.6 - 59cm	15.8 - 40.1cm	8.7 - 22cm	22.2 - 56.3cm	14.4 - 36.5cm	8.0 - 20.3cm	80 - 36Kg	5.6 - 2.5Kg	1.5	1,800
SO 6040-220 <b>F</b>	23.6 - 59cm	15.8 - 40.1cm	8.7 - 22cm	22.2 - 56.3cm	14.4 - 36.5cm	8.6 - 21.8cm	45 - 20Kg	4.4 - 1.9Kg	1.6	1,800
SO 6040-220 <b>W</b>	23.6 - 59cm	15.8 - 40.1cm	8.7 - 22cm	22.2 - 56.3cm	14.4 - 36.5cm	8.1 - 20.5cm	100 - 45Kg	5.6 - 2.5Kg	1.5	1,800
SO 6040-320 <b>R/H</b>	23.6 - 59cm	15.8 - 40.1cm	12.6 - 32cm	22.2 - 56.3cm	14.4 - 36.5cm	12.0 - 30.4cm	80 - 36Kg	6.7 - 3Kg	2.2	1,800
SO 6040-320 <b>F</b>	23.6 - 59cm	15.8 - 40.1cm	12.6 - 32cm	22.2 - 56.3cm	14.4 - 36.5cm	12.5 - 31.7cm	45 - 20Kg	5.5 - 2.4Kg	2.3	1,800
SO 6040-320 <b>W</b>	23.6 - 59cm	15.8 - 40.1cm	12.6 - 32cm	22.2 - 56.3cm	14.4 - 36.5cm	12.0 - 30.4cm	100 - 45Kg	6.7 - 3Kg	2.2	1,800
SO 6040-325 <b>R/H</b>	23.6 - 59cm	15.8 - 40.1cm	12.8 - 32cm	22.2 - 56.3cm	14.4 - 36.5cm	12.2 - 30.9cm	80 - 36Kg	6.7 - 3Kg	2.3	1,650
SO 6040-325 <b>F</b>	23.6 - 59cm	15.8 - 40.1cm	12.8 - 32cm	22.2 - 56.3cm	14.4 - 36.5cm	12.7 - 32.2cm	45 - 20Kg	5.6 - 2.5Kg	2.4	1,650
SO 6040-325 <b>W</b>	23.6 - 59cm	15.8 - 40.1cm	12.8 - 32cm	22.2 - 56.3cm	14.4 - 36.5cm	12.2 - 30.9cm	100 - 45Kg	6.8 - 3Kg	2.3	1,650
SO 6340-380 <b>R</b>	25.0 - 63cm	15.8 - 40.1cm	15.0 - 38cm	23.4 - 59.4cm	14.4 - 36.5cm	14.4 - 36.5cm	80 - 36Kg	7.6 - 3.4Kg	2.8	945
SO 6545-325 <b>R</b>	25.6 - 65cm	17.7 - 44.9cm	12.8 - 32cm	23.9 - 60.7cm	16.0 - 40cm	12.3 - 31.2cm	65 - 26Kg	7.8 - 3.5Kg	2.7	1000
SO 6545-325 <b>RHD</b>	25.6 - 65cm	17.7 - 44.9cm	12.8 - 32cm	23.9 - 60.7cm	16.0 - 40cm	12.2 - 30.9cm	90 - 40Kg	8.3 - 3.7Kg	2.7	1000
SO 6545-325 <b>F</b>	25.6 - 65cm	17.7 - 44.9cm	12.8 - 32cm	23.9 - 60.7cm	16.0 - 40cm	12.8 - 32.5cm	45 - 20Kg	7.2 - 3.2Kg	2.8	1000
SO 6545-440 <b>R</b>	25.6 - 65cm	17.7 - 44.9cm	17.3 - 44cm	23.9 - 60.7cm	16.0 - 40cm	16.9 - 42.9cm	65 - 29Kg	9.3 - 4.2Kg	3.7	750
SO 6545-440 <b>RHD</b>	25.6 - 65cm	17.7 - 44.9cm	17.3 - 44cm	23.9 - 60.7cm	16.0 - 40cm	16.7 - 42.4cm	90 - 40Kg	9.9 - 4.4Kg	3.7	750
SO 6545-440 <b>F</b>	25.6 - 65cm	17.7 - 44.9cm	17.3 - 44cm	23.9 - 60.7cm	16.0 - 40cm	17.4 - 44.1cm	45 - 20Kg	8.8 - 3.9Kg	3.8	750

“R” denotes Ribbed Bottom, “H” denotes Hybrid Bottom, “F” denotes Flat Bottom, “W” denotes Welded Bottom. “HD” denotes Heavy Duty. SO6040 container sizes are available with Vented Side Walls

\*Ask your Monoflo sale representative about all available options

**Mini Tote System Specifications:  
Mini Tote Especificaciones:**



SO 6545-325  
with Mini Tote System  
(MTS) option

Outside Dimensions (inches) - Dimensiones Exteriores (Cm)

Model	Top			Trailer Qty 53'
	L	W	H	
MTS S-H295	7.9 - 20cm	5.9 - 14.9cm	11.6 - 29.4cm	13,650
MTS M-H295	11.8 - 29.9cm	7.9 - 20cm	11.6 - 29.4cm	6,240
MTS L-H295	15.8 - 40cm	11.8 - 29.9cm	11.6 - 29.4cm	3,510

**Foldable Container Specifications:  
Especificaciones Foldable Container:**



KD 6040-285, con  
puerta de acceso.

Modelo	Outside Dimensions (inches) - Dimensiones Exterior (Cm)			Inside Dimensions (inches) - Dimensiones Interior (Cm)			Stack Height (inches) Aplilado Altura (inches)	Folded Height (inches) Colapsado Altura (inches)	Weight (lbs) Peso (Kg)	Volume (cubic feet)	Trailer Qty 53'	
	Top			Top								
	L	W	H	L	W	H						
KD 6040-285	23.6 - 59.9cm	15.8 - 40.1cm	11.2 - 28.4cm	22.3 - 56.6cm	14.4 - 36.5cm	10.8 - 27.4cm	10.8 - 27.4cm	2.8 - 7.1cm	6.8 - 3Kg	2.0	5,250	
KD containers are foldable from the long sides with latches and sidewalls connected to the base - Los contenedores KD son apilables en los laterales, y esquinas conectadas a la base												
RC 6040-285 V	23.7 - 60.1cm	15.7 - 39.8cm	11.2 - 28.4cm	21.2 - 53.8cm	14.4 - 36.5cm	10.2 - 25.9cm	10.8 - 27.4cm	3.3 - 8.3cm	7.2 - 3.2Kg	1.8	4,800	
RC containers are foldable from the short sides with two latches to lock in place. Long sidewalls connect to the top collar. "V" denotes vented side walls - Los contenedores RC son apilables en los lados cortos de los pestillos en su lugar. Las aceras largax conetctan con la tapa en forma de V												
RC 6040-285	23.7 - 60.1cm	15.7 - 39.8cm	11.2 - 28.4cm	21.3 - 53.8cm	14.4 - 36.5cm	10.2 - 25.9cm	10.8 - 27.4cm	3.3 - 8.3cm	7.3 - 3.2Kg	1.8	4,800	
RC containers are foldable from the short sides without needing latches. Long sidewalls connect to the top collar - Los contenedores Rc son apilables de los lados cortos de los pestillos que no necesitan esquinas.												

**Automation Tray Specifications:  
Especificaciones Automation Tray:**



AS/RS 500x700

Modelo	Outside Dimensions (inches) - Dimensiones Exterior (Cm)			Inside Dimensions (inches) - Dimensiones Interior (Cm)			Stack Height (inches) Aplilado Altura (inches)	Weight (lbs)	Volume (cubic feet)	Trailer Qty 53'
	Top			Top						
	L	W	H	L	W	H				
AS/RS 350x500	19.7 - 50cm	13.8 - 35cm	1.9 - 4.8cm	18.9 - 48cm	13.0 - 33cm	1.0 - 2.54cm	1.1 - 2.79cm	2.0 - 09.kg	0.1	14,940
AS/RS 500x700	27.6 - 70.1cm	19.7 - 50cm	1.9 - 4.8cm	27.6 - 70.1cm	19.7 - 50cm	1.9 - 4.8cm	1.1 - 2.79cm	3.7 - 1.6kg	0.3	7,470

**Stack & Nest Container Specifications:  
Especificaciones Stack & Nest Container:**



SN 6040-270, nested

Model	Outside Dimensions (inches) - Dimensiones Exterior (Cm)				Inside Dimensions (inches) - Dimensiones Interior (Cm)				Total Alto (cm) Overall Height (inches)	Altura Util (cm) Usable Inside Height (inches)	Peso (kg) Weight (lbs)	Trailer Qty 53'
	Top		Bottom		Top		Bottom					
	L	W	L	W	L	W	L	W				
SN 6040-270	23.6 - 58cm	15.7 - 38cm	21.6 - 53cm	13.7 - 34cm	20.3 - 50cm	14.4 - 35cm	19.4 - 48cm	13.5 - 33cm	10.7 - 26cm	9.8 - 24.8cm	3.9 - 2kg	3,300
SN 6040-270 V	23.6 - 58cm	15.7 - 38cm	21.6 - 53cm	13.7 - 34cm	20.3 - 50cm	14.4 - 35cm	19.4 - 48cm	13.5 - 33cm	10.7 - 26cm	9.8 - 24.8cm	3.6 - 2kg	3,300

"V" denotes vented side walls - Las aberturas en forma de V denotan paredes laterales ventiladas.